



Fernando Morales
Ameren Illinois


Introduction



The Early Years (in Illinois)

2008-2017


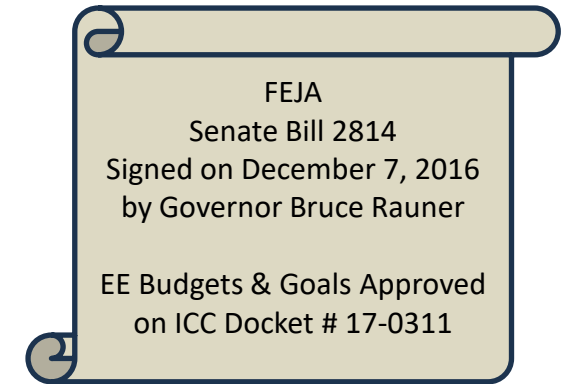
- The Energy Efficiency Commercial Building Act in 2004 set code standards for energy efficiency in new commercial construction.
- In 2007, The Illinois Power Agency Act included requirements for energy efficiency and demand-response programs, marking a dramatic increase in energy efficiency activities in the state.



Future Energy Jobs Act


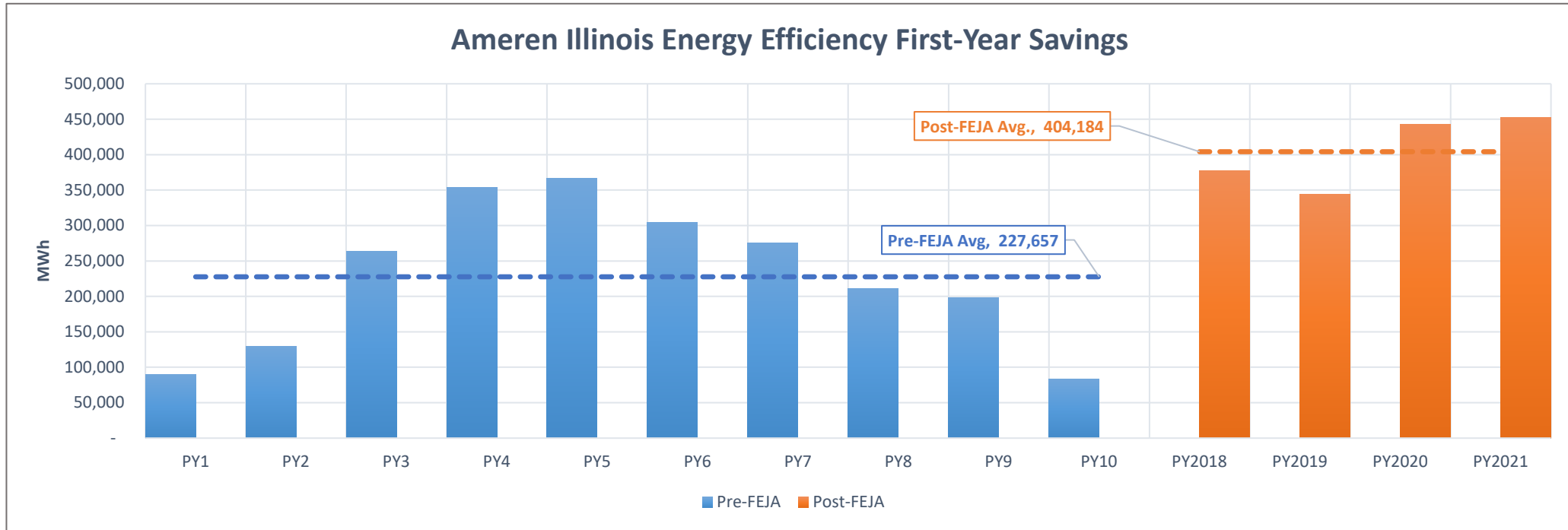
Provisions

- The Future Energy Jobs Act included provisions for:
 - Renewable Energy: Promoted substantial investments in wind and solar power and introduced a new community solar program.
 - Zero Emission Credits: Plan to support nuclear plants, ensuring they remain operational and contribute to the state's clean energy goals.
 - Job Creation
- **Energy Efficiency:** Significant expansion of energy efficiency programs in the state, with the primary goal of reducing electricity waste and reduce energy bills by billions of dollars through 2030




Future Energy Jobs Act

Energy Efficiency Expansion



Future Energy Jobs Act

Lighting Savings



Future Energy Jobs Act


Lighting Savings



50-watt
5hrs/day
91.25 kWh/year @ \$0.12/kWh
~ \$10.95/yr



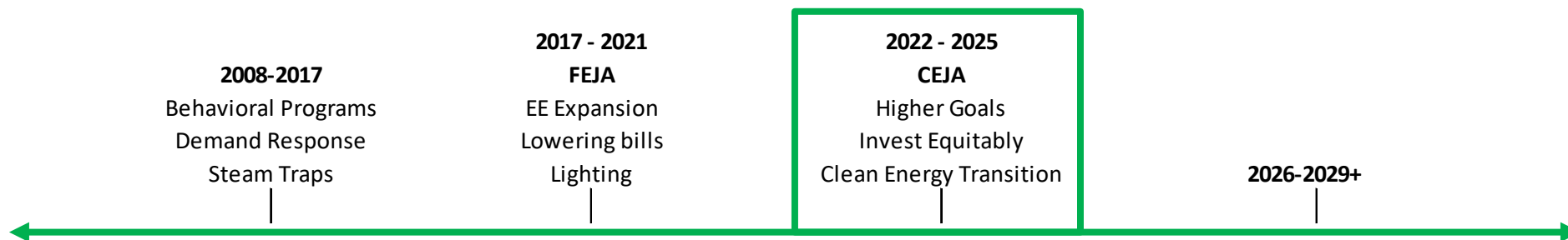
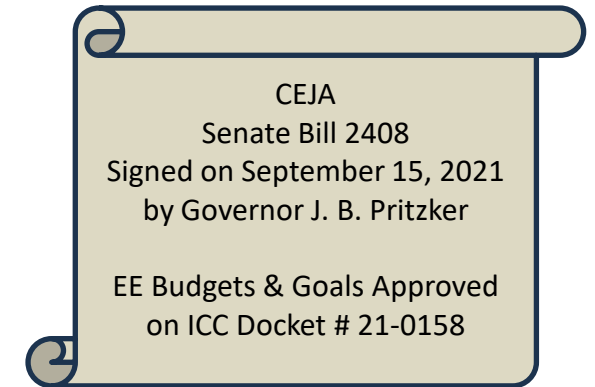
10-watt
5hrs/day
18 kWh/year @ \$0.12/kWh
~ \$2.19/yr



Climate Equitable Jobs Act

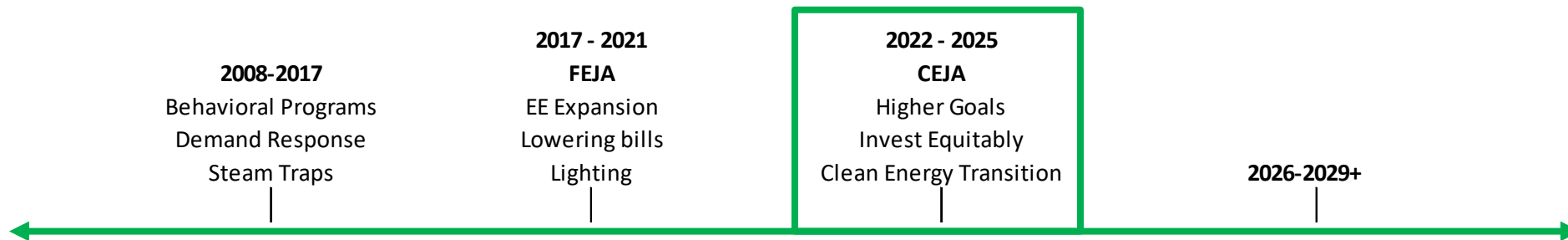


Provisions

- The Climate Equitable Jobs Act included provisions for:
 - Clean Energy Transition: Ambitious targets for IL to achieve 40% renewable energy by 2030, 50% by 2040, and 100% renewable energy by 2050.
 - Equity and Inclusion: The Act emphasizes equitable access to clean energy jobs and resources. There are also provisions to ensure that the benefits of clean energy investments reach low-income and marginalized communities.
- **Energy Efficiency**
 - Clean energy transition
 - More aggressive goals
 - Equitable investments



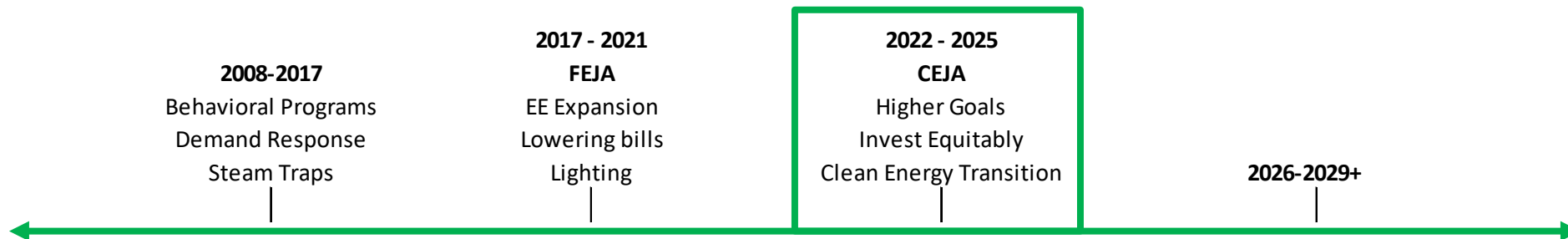



Climate Equitable Jobs Act

Clean Energy Transition



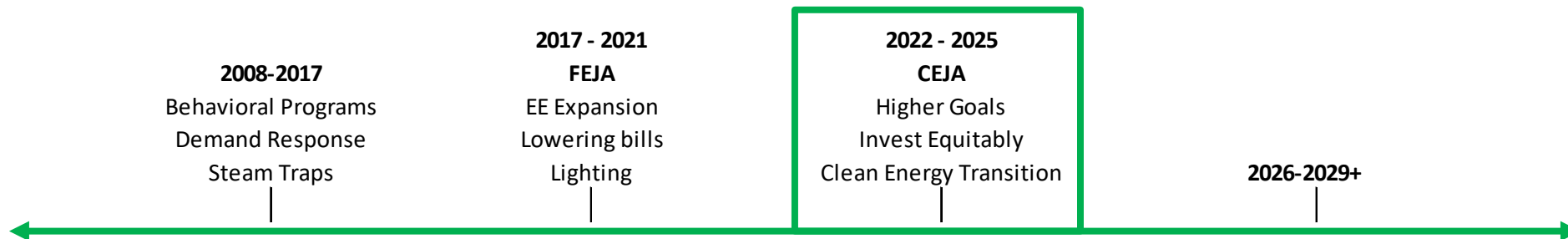
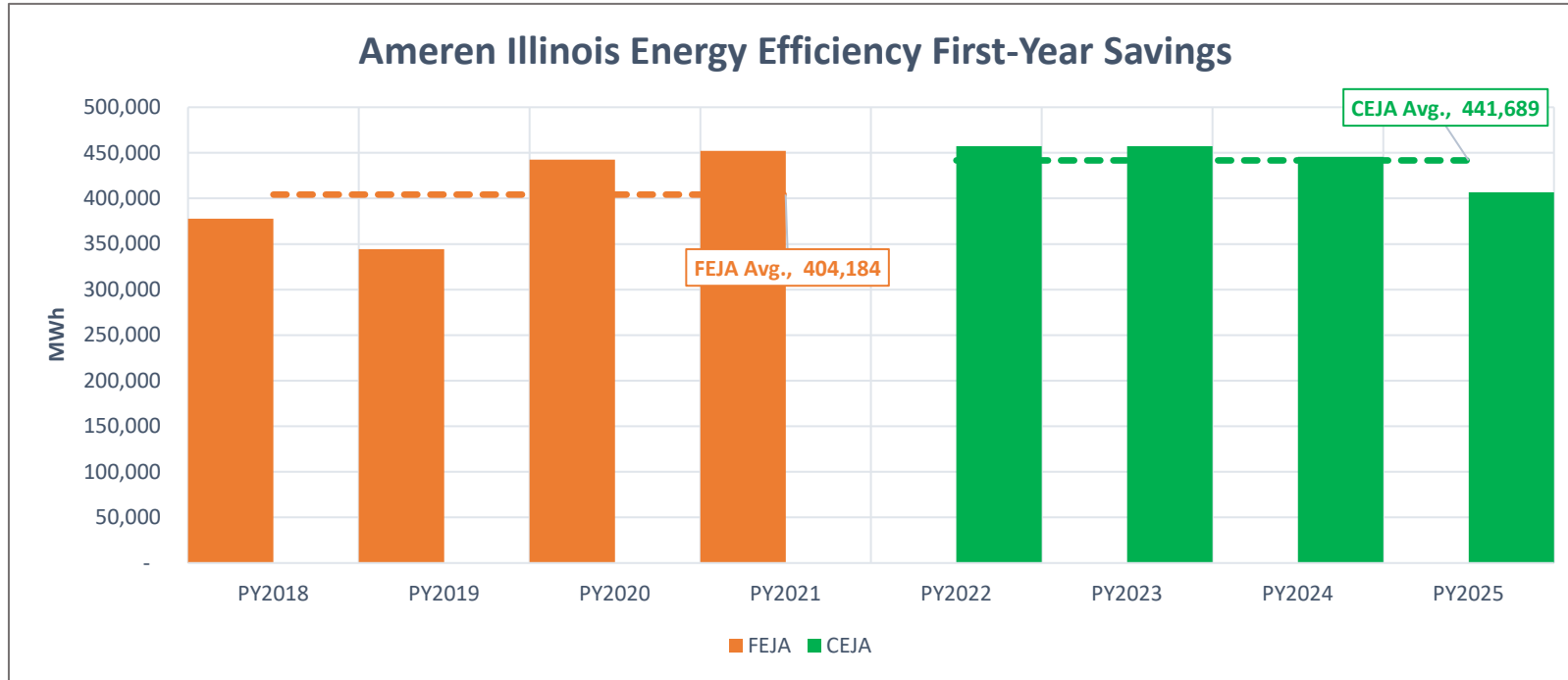
Climate Equitable Jobs Act

Clean Energy Transition



Climate Equitable Jobs Act

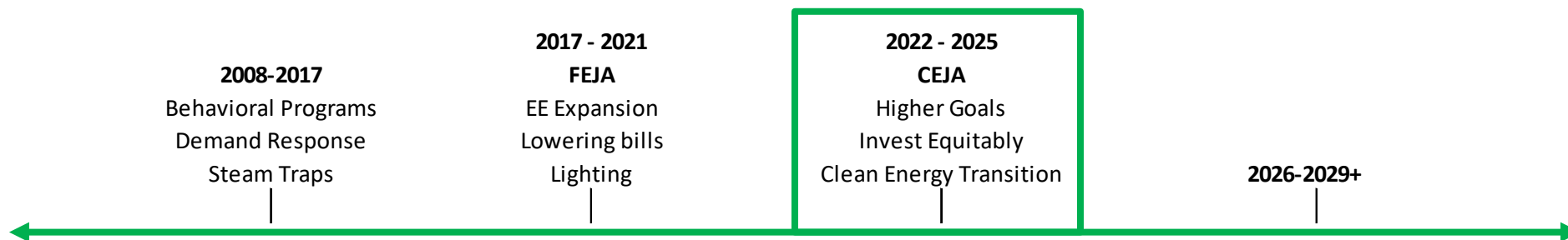
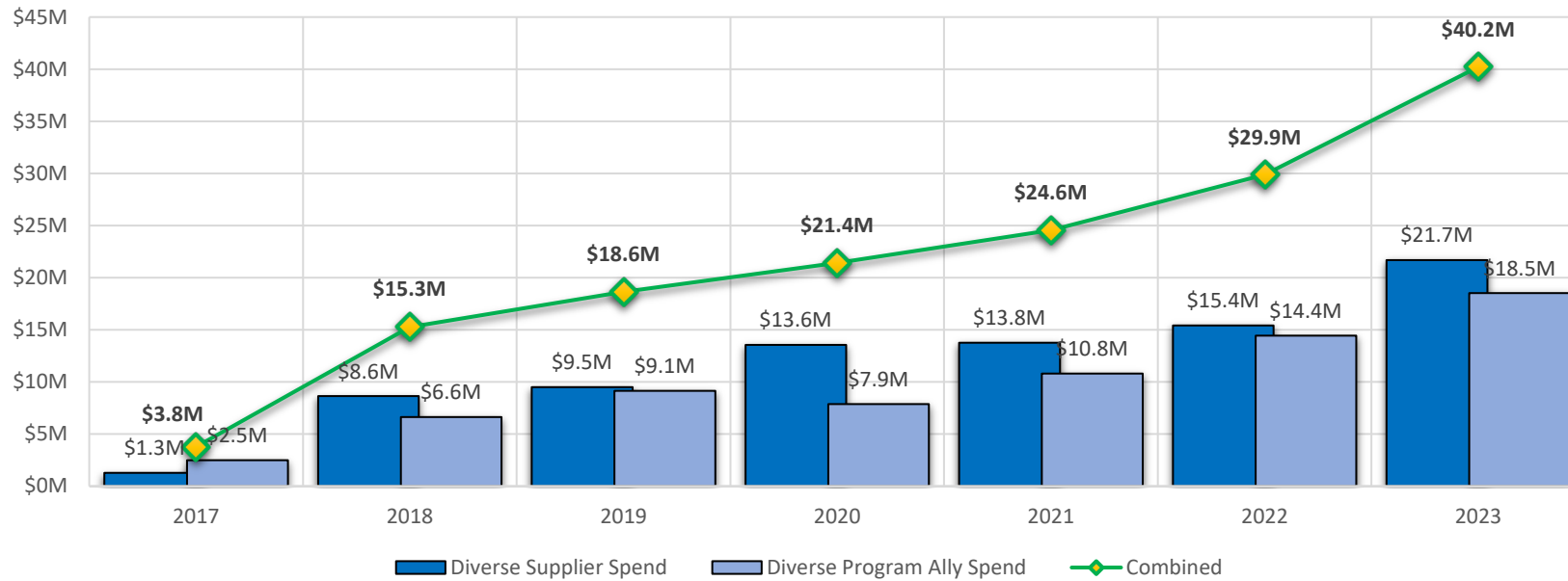
Aggressive Energy Efficiency Targets



Climate Equitable Jobs Act

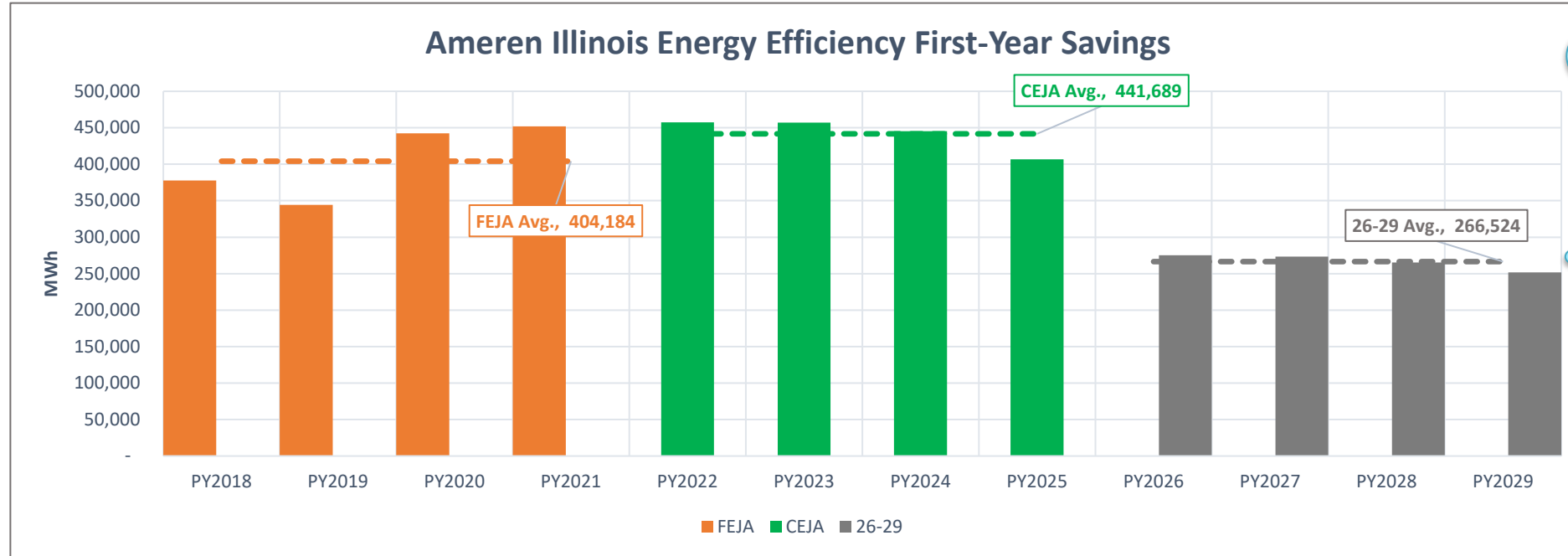
Equity and Workforce Development

Diverse Supplier & Diverse Program Ally Spend

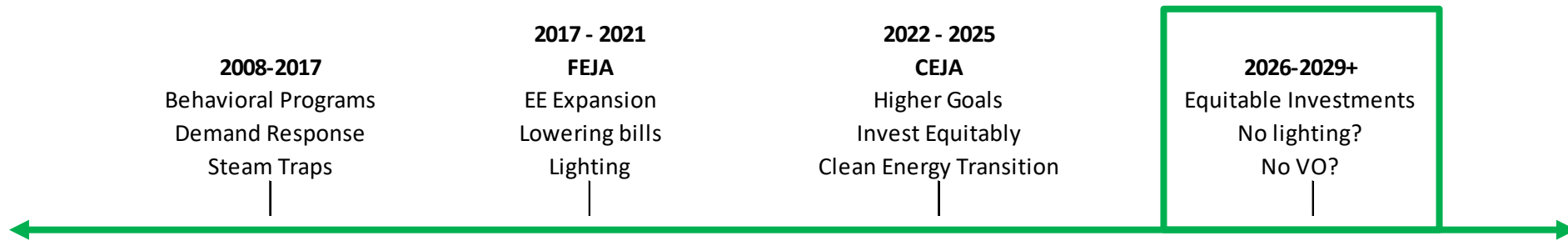


2026-2029


Energy Savings Outlook



Fewer savings on a first-year basis?



The benefits outweigh the costs



Valuing Energy Efficiency

Benefits vs. Costs

$$\text{TRC Ratio} = \frac{\text{Benefits}}{\text{Costs}}$$

	PY2018	PY2019	PY2020	PY2021	PY2022	PY2023	Avg.
Ameren Illinois TRC Ratio:	2.52	2.19	3.88	3.04	2.37	2.11	2.69

On average, every \$100 invested in energy efficiency in the Ameren Illinois service territory yields \$269 in benefits

Valuing Energy Efficiency

Benefits

Financial

- Reduced Utility Bills
- Reduced Water Costs
- Return on Investment (products pay for themselves)

Environmental

- Lower GHG Emissions
- Conservation of Resources (reduced demand)
- Improved Air Quality

Health

- Comfort
- Indoor Air Quality
- Reduced Risk of Mold & Mildew

Economic

- Job Creation
- Increased Property Values

National and Global Benefits

- Energy Security and Dependability
- Sustainable Development

Utilities

- Avoided O&M Costs
- Capacity Benefits as Electrification Increases
- Distributed Energy Resources

$$\text{TRC Ratio} = \frac{\text{Benefits}}{\text{Costs}}$$

Valuing Energy Efficiency

Benefits

Financial

- Reduced Utility Bills
- Reduced Water Costs
- Return on Investment (products pay for themselves)

Environmental

- Lower GHG Emissions
- Conservation of Resources (reduced demand)
- Improved Air Quality

Health

- Comfort
- Indoor Air Quality
- Reduced Risk of Mold & Mildew

$$\text{TRC Ratio} = \frac{\text{Benefits}}{\text{Costs}}$$

Economic

- Job Creation
- Increased Property Values

National and Global Benefits

- Energy Security and Dependability
- Sustainable Development

Utilities

- Avoided O&M Costs
- Capacity Benefits as Electrification Increases
- Distributed Energy Resources

Valuing Energy Efficiency

Energy Efficiency will continue to be a good investment for as long as:

1. Independent evaluators continue to do research on and measure all the impacts of energy efficiency.
 - a) Economic impacts (ex.: jobs)
 - b) Environmental impacts (ex.: improved air quality and reduction in harmful particulate matter)
 - c) Participant impacts (ex.: health benefits)
 - d) The cost of carbon saved

2. Utilities are prepared.
 - a) Staff with expertise and resources to act on new technological opportunities (ex.: being prepared to assist customers on CHP projects, beneficial electrification, demand response, business development, etc.)

3. Policymakers continue to support the transition to a clean energy future.
 - a) Energy efficiency policy must provide a reasonable path forward to attain the long-term goal of a clean energy future.



Energy Efficiency
PROGRAM

AmerenIllinoisSavings.com